

**PIET MONDRIAN** <http://www.delphineaparis.com/expos/mondrian-au-centre-pompidou>

# YEAR 2- MONDRIAN

LINE + SHAPE

# WHY ARE WE STUDYING THIS?

This project will help us to understand

- what a “Line” is
- what a “Shape” is
- what a “Primary Colour” is

We will learn how to


- draw a design
- create a collage

# HOW CAN WE RECOGNIZE MONDRIAN'S WORK?

Describe the lines:  
The lines are...

Describe the shapes:  
The shapes are...

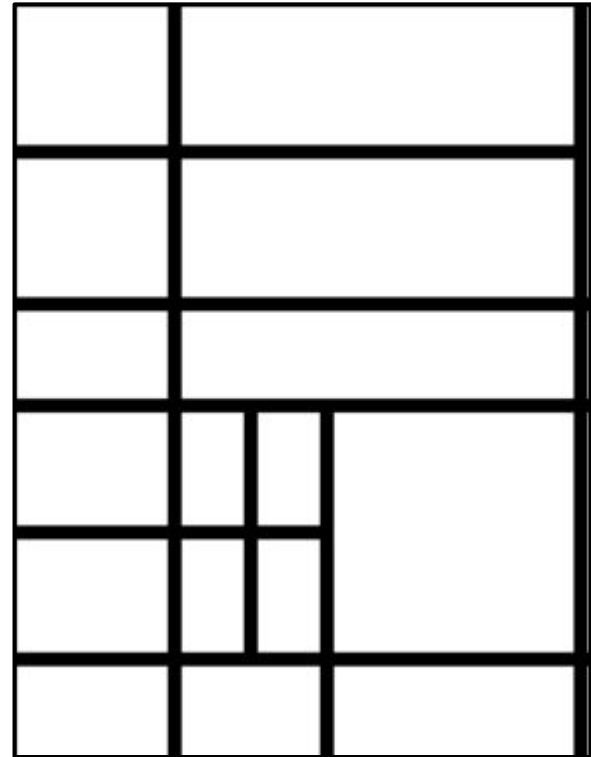
Describe the colours:  
The colours are...



# CREATE A DESIGN

Things to remember...

- Only horizontal and vertical lines-  
not diagonal
- Try using only 5 horizontal lines and  
5 vertical lines
- Change the width of the gap  
between your lines




# CREATE A COLLAGE

Things to remember...

Look at your design!!!

- Only horizontal and vertical lines- not diagonal
- Try using only 5 horizontal lines and 5 vertical lines
- Change the width of the gap between your lines





# EVALUATION CHAT...

**During this project I learned about...**

**I learned how to...**

**I enjoyed...**

**I am proud of...**