

YEAR 5- SPACE

PATTERN + COLOUR

WHY ARE WE STUDYING THIS?

This project will help us to understand

- space and the planets
-

We will learn how to

- create an inverted image
- create a pulled string print
- recycle plastic to create sculptures

HOW CAN WE RECOGNIZE ROBERT MCCALL'S WORK?

What can you see?

Shapes?

Colours?

Form?

Explain what

you like:

I like...

because...



CREATE A PLANET PAGE EXPERIMENTING WITH WATERCOLOURS

Things to remember...

- Draw out a range of circles across your page
- Apply water to your circle first
- Use a range of colour combinations
- Use a range of patterns



CREATE A GALAXY BACKGROUND USING SPLATTERED PAINT ON BLACK PAPER

Things to remember...



- Start with a light splatter of white
- Use different tones of purple and blue
- Finish with a final splatter of white for the bigger stars



CREATE A PLANET USING POURED PAINT

Things to remember...


- Select your colours carefully
- Think about the direction of your swirls and patterns
- Be thoughtful- not random



ADD YOUR PLANET TO YOUR GALAXY

Things to remember...

- Think carefully about the position
- Apply glue all the way up to the edge of your planet to make sure it sticks well





EVALUATION CHAT...

During this project I learned about...

I learned how to...

I enjoyed...

I am proud of...