



YEAR 5- INVENTIONS

FORM + STRUCTURE

WHY ARE WE STUDYING THIS?

This project will help us to understand

- the process of inventions
- Leonardo DaVinci's work

We will learn how to

- invent a structure / solve a problem
- create self supporting structure

HOW CAN WE RECOGNIZE DA VINCI'S WORK?

What can you see?

Shapes?

Colours?

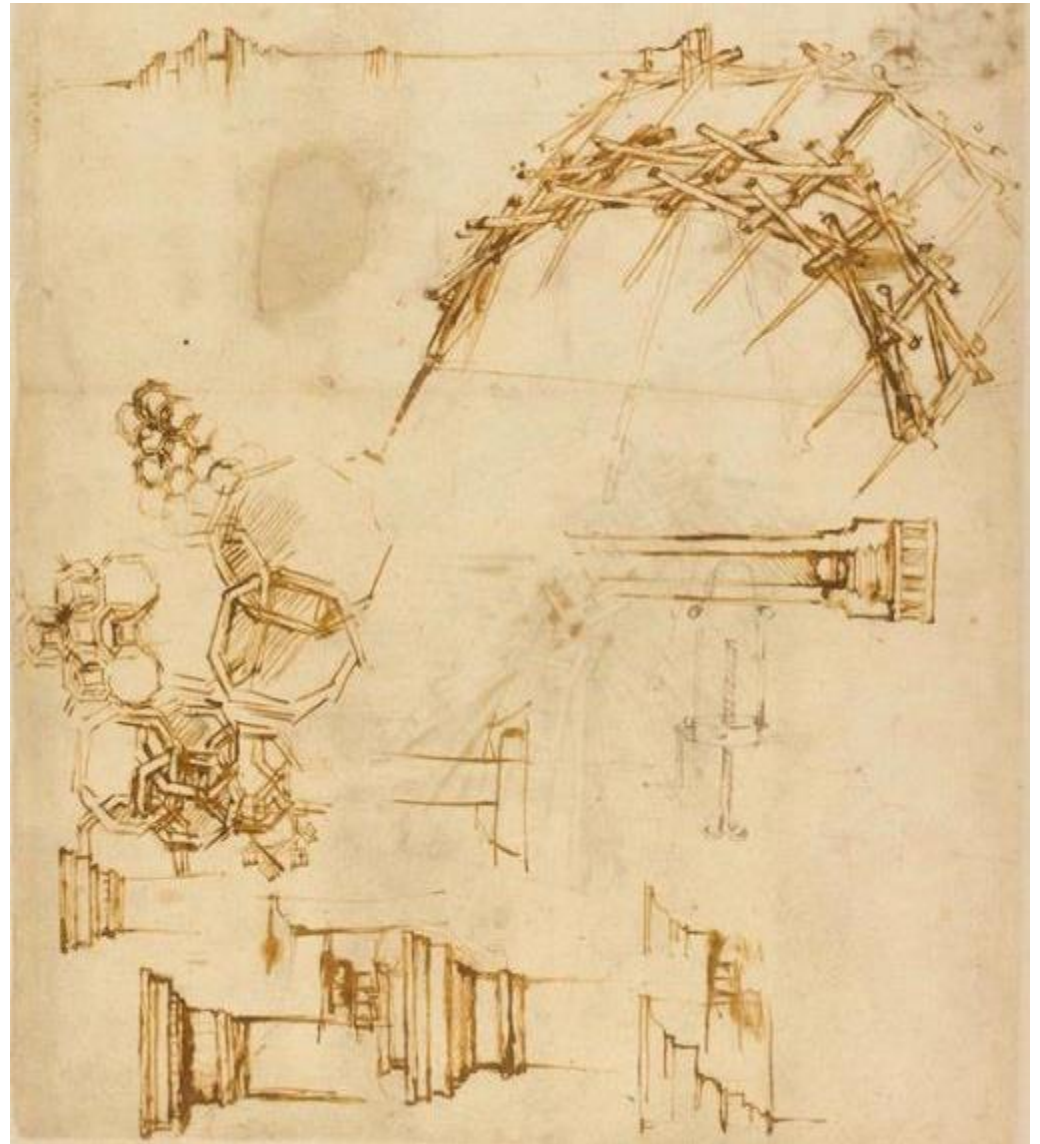
Form?

Explain what

you like:

I like...


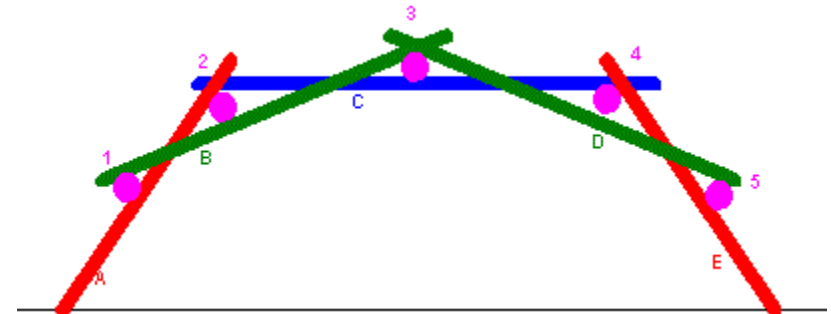

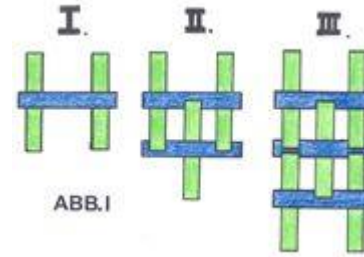
because...




CHALLENGE! CREATE A BRIDGE USING THE MATERIALS IN FRONT OF YOU ONLY!

Things to remember...

- Try lots of different ideas
- Work together- be kind, be patient, listen, communicate
- Think about gravity and weight



CREATE A DA VINCI BRIDGE SCULPTURE USING LOLLIPOP STICKS



Things to remember...

- Work together- be kind, be patient, listen, communicate
- Remember your experiments
- Think about colour
- Think about gravity and weight





EVALUATION CHAT...

During this project I learned about...

I learned how to...

I enjoyed...

I am proud of...